

THEATRE ROYAL MARGATE Technical Specification January 2020

ATTENTION – VISITING MANAGER/PROMOTER

Please ensure that the relevant pages of this document (or copies of) are sent to your production staff, at the earliest opportunity – failure to do so may result in your company incurring unnecessary costs.

DRESSING ROOMS

All dressing rooms except one have running hot and cold water supply.
There are 2 separate unisex Toilets and 1 shower.

Room Number	Usual Capacity	Facilities
1	4	Sink
2	4	Sink
3	6	Sink
4	5	
5	10	Sink
TOTAL CAPACITY	29	

*The Theatre does NOT have a band room or green room – please allow for this when allocating dressing rooms. Dressing room 4 is adaptable as a green/crew room, if you require this as a dressing room please arrange in advance.
Please bring your own tea/ coffee/ milk supplies if you'd like to use our kitchen.

WARDROBE

- 1 x front loading washing machine
- 1 x tumble drier.
- 1 x steam iron and board. (basic)
- 1 x Microwave

STAGE EQUIPMENT

Flying:

- House tabs, Red Velour, counterweighted, operated from down SL and SL fly floor.
- Front red velour pelmet border (fixed) 3.8m
- 23 3- line “hempeX” hand rope sets, using grade one manila 18mm rope, with cleat rail on SL fly floor (*200kg max evenly distributed*) Please note bars directly upstage and downstage of LX bars are unusable if LX Bars are populated.
- 20 Alloy 48mm 0/d pipe flying bars, each approx 8.4 m in length with joining clamp.
- 3 x IWB lighting bars safety wired off at approx 5 m each with 12 x 15 amp sockets.

Stage:

- The stage is covered in 18mm MDF, painted with Flints Black with a matt glaze 9.3m x 6.3m
- Stage rake is 1:20 approx. to 6m upstage of iron curtain, then flat(ish) to rear.
- 12 stage weights, square. 12.5kg
- 16 stage braces
- small stock of sundries, such as hinge pins, screws bolts etc. are available; consumables used and any equipment borrowed and not returned, will be recharged to the visiting Manager.

Get-in:

- Doors on USL, 2.4m high, 1.2m wide approx. opening.
- Just the curb from street to stage otherwise same level
- Visiting managers are strongly advised to provide high visibility clothing for any of their staff or contractors loading or unloading vehicles in Princes Street.

Masking:

- 4 x Black wool serge borders approx 1.8m drop x 8.4m wide please note 3 of these are directly downstage of LX bars
- 4 x Pairs of Black wool serge legs approx 5.4m drop x 1.8m wide, fixed
- 1 x Black wool star curtain 8.4m wide x 7.5m drop situated at rear of stage approx 6m US of setting line. (This is considered a fixed bar and movement requires notice and will incur crew costs)

Rostra:

- 6 x 8ft x 4ft Litedeck with various lengths scaffold legs

Ladders:

- 1 x 10 rung Trade Master 3 section ladder (Zarges style)
- 1 x 12 rung Trade Master 3 section ladder (Zarges style)

For Further information contact: Jamie Pattenden, Stage Manager.
technical@theatreroyal margate.com Tel: 01843 282955 / 07767360800
www.theatreroyal margate.com

LIGHTING EQUIPMENT

Control:

- Zero 88 solution XL touch screen
- 4-way DMX splitter onstage

Dimmers:

- 10 x Beta-pack 2 DMX 6 way 2kw per channel DSR
- 1 X 12 way Dimmer DMX input rack (63 amp 3 phase supply, see note below)**

Luminaries:

- 32 x ETC source four 575w Parnell's
- 32 x ETC source four Parnell Barn Doors
- 32 x ETC source four 15°-30° Zoom Profiles 575w
- 10 x Source four Drop in Iris
- 16 x Par 64's (Various Manufacture)
- 6 x Silver Par 64's on floor stands
- 4 x ETC source four 5° fixed on gallery advance bar 575w
- 4 x ETC source four 10° fixed Gallery/box 575w
- 2 x ETC source 4 26° Profile 575W
- 10 x Gobo holders to fit ETC source four profiles
- 1 x 3 phase 63amp socket for additional racks beneath stage DSC**

Other equipment:

- Small Selection of TRS 15 amp male female.
- 4 x Tank traps with 10ft Aluminum tubes

LIGHTING EQUIPMENT EXTRA

- Strobe eggs
- 4 x LED Battens
- 6 x Birdies c/w transformers

WAYLINES

There are 72 Way lines/Tie lines distributed throughout the building, 48 onstage and 24 FOH. All these terminate in the main dimmer room which contains 60 dimmers.

POWER

- 1 x 63A single phase supply DSR
- 1 x 63A 3 phase supply sub stage SL.**

****NB the use of this supply prevents use of 12 way DMX rack. Please bring all cabling required from this point (10m suggested for stage level)**

For Further information contact: Jamie Pattenden, Stage Manager.
technical@theatreroyalargate.com Tel: 01843 282955 / 07767360800
www.theatreroyalargate.com

SOUND EQUIPMENT

- 1 X Midas DL32 stage box located SR at prompt. (32 in, 16 out)
- 1X Midas M32 digital mixer
- 4 x T – Box cabs side fills – 2 stalls 2 Circle (TA12)
- 2 x T – Box 18 inch Subs Stalls (TA18) and T-Box (TA12) on poles
- 1 x Technics CD player
- 1 x Re-loop Dual memory sd card reader/player and USB stick
- 5 x Tall boom stands
- 3 x short stands
- 4 x Shure sm58
- 2 x Proel DM580 (SM58 equivalent)
- 2 x Shure sm57
- complete 5 piece drum kit set (Thomann T.bone includes 1 X BD-300 and 4X CD-65
- 2 x bd200 Mics
- 2 x T.Bone EM-500
- 2 x Crown PZM boundary mics
- 2 x T Box EM 9900 Rifle mics
- 1 x 24 way Multicore, permanently installed DSR to control room 6 returns (a couple of the sends don't work anymore)
- 1 x 16 way sends installed DSR
- 2 x Battery DI boxes
- 3 x other speakers (various condition)

Available to Hire

- 8 Trantec Radio packs with headsets (Price on application).

PA LAYOUT IN VENUE

- Front of stage on stalls floor level 2x TA18 subs with 2x TA12 tops mounted on poles, spaced 7.124m apart.
- Stalls fills 2x TA12 situated 4.202m from downstage edge of stage and 11.845m apart, equidistant from CS.
- Circle fills exactly as stalls fills specs.
- Gallery SR fill situated in Gallery Box (closed to the public), 1x PA202A 1.5m from ds edge of stage
- Gallery SL fill situated at ledge at second row, 1x PA202A 8.667m from ds edge of stage

For Further information contact: Jamie Pattenden, Stage Manager.
technical@theatreroyal margate.com Tel: 01843 282955 / 07767360800
www.theatreroyal margate.com

- Speakers in the gallery have been installed in the only places that are available to us, this is for evacuation reasons and because of the equipment available.
Please contact Stage Manager for further advice regarding speaker placement in the gallery

PLEASE NOTE: The venue PA is suitable for most comedy, theatre and acoustic music shows. Please ensure you have checked the equipment listed here is suitable for the reproduction of sound for your show. It is the visiting company's responsibility to provide anything over and above what is listed here that is necessary for their show.

COMMUNICATION

- Headset system: audio beltpack 6 packs
- Backstage show call/relay: Loudspeakers in all dressing rooms and toilets.

OTHER

- 1 x La Maître stage six way pyro firer
- 2 x La Maître pods on batten
- 2 x Mirror Balls (1 x Motor)
- 1 x John Broadway & sons London Piano 6' (baby grand) (price on application)

PLEASE NOTE:

FOOD & DRINK

Please do not bring chewing gum into the Theatre.

ACCESS

Members of the visiting companies should only enter and leave by the stage door, signing-in and out as appropriate. The pass door between the stage and auditorium is for use by authorized staff only – please ask any visitors to go to the stage door. All visitors should

PERFORMANCES & REHEARSALS

Anyone wishing to see a performance from FOH must first obtain a valid ticket, either directly from the box office or via the visiting company's manager. Members of a visiting company, who wish to watch rehearsals, may do so from the stalls area only – the rest of the public areas are closed.

CHILDREN

All children must be under constant adult supervision, either by parents or by local authority approved chaperones.

SAFETY

A Theatre Risk assessment and safety and evacuation information are available at stage door, please familiarize yourself with them. The visiting manager is responsible for the safety and safe use of their equipment in the theatre. The visiting manager is responsible for any accidents or injuries arising from the removal or alteration of any safety device.

EQUIPMENT

Theatre equipment is available for use by visiting companies in its supplied condition – it should not be misused, cut, altered or otherwise modified. Please report any damaged or unserviceable equipment to the Stage Manager.

ELECTRICITY

Unauthorized persons must not open, tamper with or attempt to repair, modify or otherwise interfere with any electrical equipment. Connection of equipment to the theatres electrical system must be carried out by the Venue only.

DAMAGE

All charges for repairs to the theatre property damaged by the visiting manager's employees, agents and associates, will be recharged to the visiting manager.

NOISE

Please note that the Theatre Royal is surrounded by residential properties and any excessive noise can be disturbing to our neighbours. Please help us by keeping unnecessary noise to a minimum, especially on get-outs.

Pyrotechnics, smoke, flames and lasers.

We require at least 48 hours' notice of the proposed use of smoke, dry ice and haze.

We require 6 weeks' notice for any of the following effects:

Cigars, cigarettes candles, matches, pyrotechnics and lasers.

Pyrotechnics of any description or lasers shall not be used or introduced until a formal request has been submitted and **accepted**, to include:

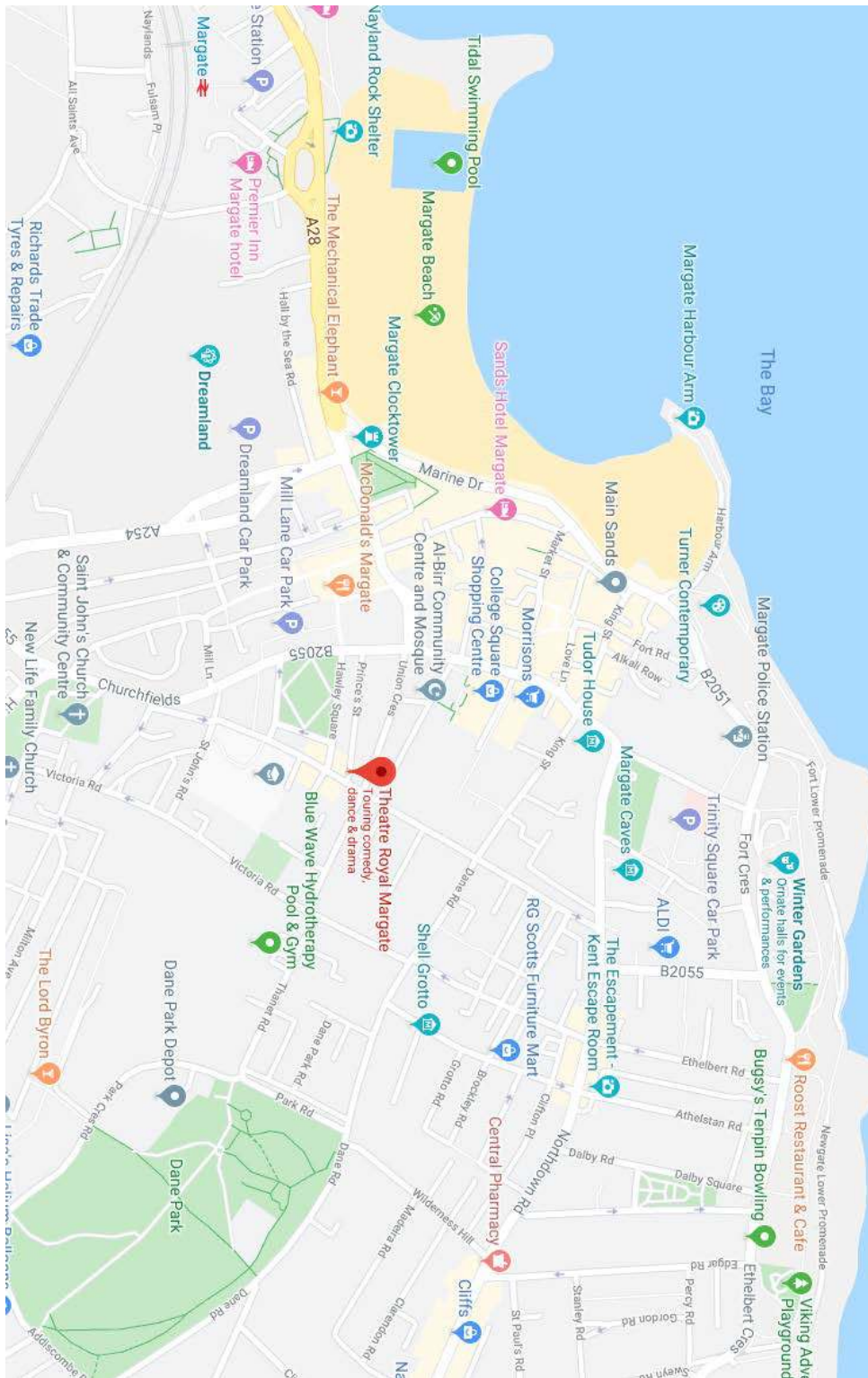
- Full risk assessment
- Pyrotechnic technical information sheet for each type used
- Method of ignition i.e. igniter UN No 0454. These require .5 amps which require a branded control box.
- Technical information sheet from the fireproofing product(s) used on your set

Once this has been accepted all pyrotechnics shall be safely stored below sub-stage in the Theatre's dedicated store and each pyrotechnic used shall be signed out before use.

Jamie Pattenden

Stage Manager

01843 282955
07767 360800



For Further information contact: Jamie Pattenden, Stage Manager.
technical@theatreroyalargate.com Tel: 01843 282955 / 07767360800
www.theatreroyalargate.com

PARKING

Our Address is:

Theatre Royal
Addington Street
Margate
Kent
CT9 1PW

There is no parking on site. Our Get in doors are located on Princes Street, CT9 1NP, and vehicles may remain here for purposes of unloading. Please note that Princes Street is a 1 way street.

On Sundays the roads around the building are unrestricted so free parking may be available.

Alternatively, free parking is available on the roads surrounding Dane Park, located at CT9 1RN.

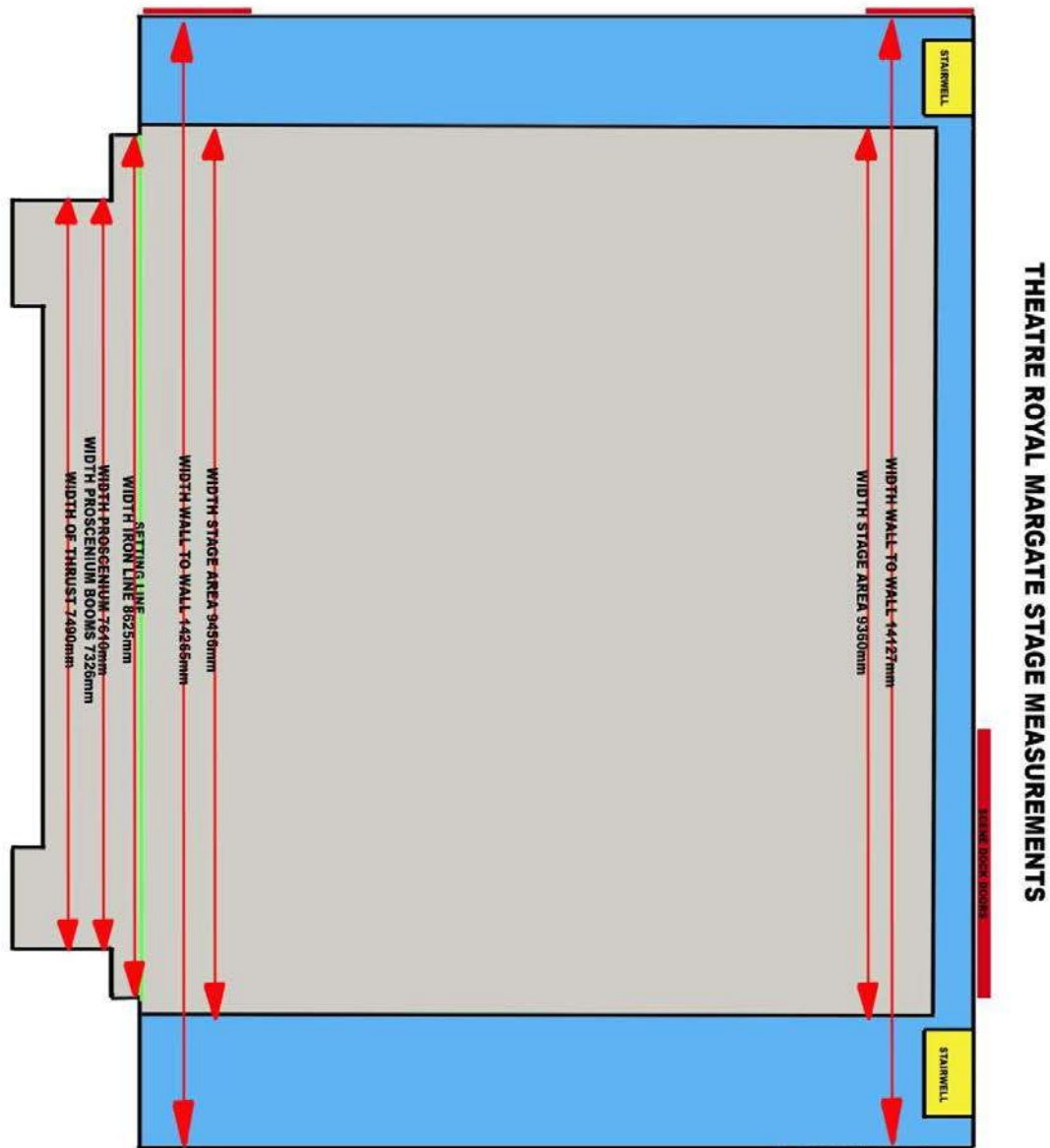
There are many Pay and display options nearby.

We do not have facilities for parking or electrical hook up of tour buses.

For further information or assistance please contact Stage manager.

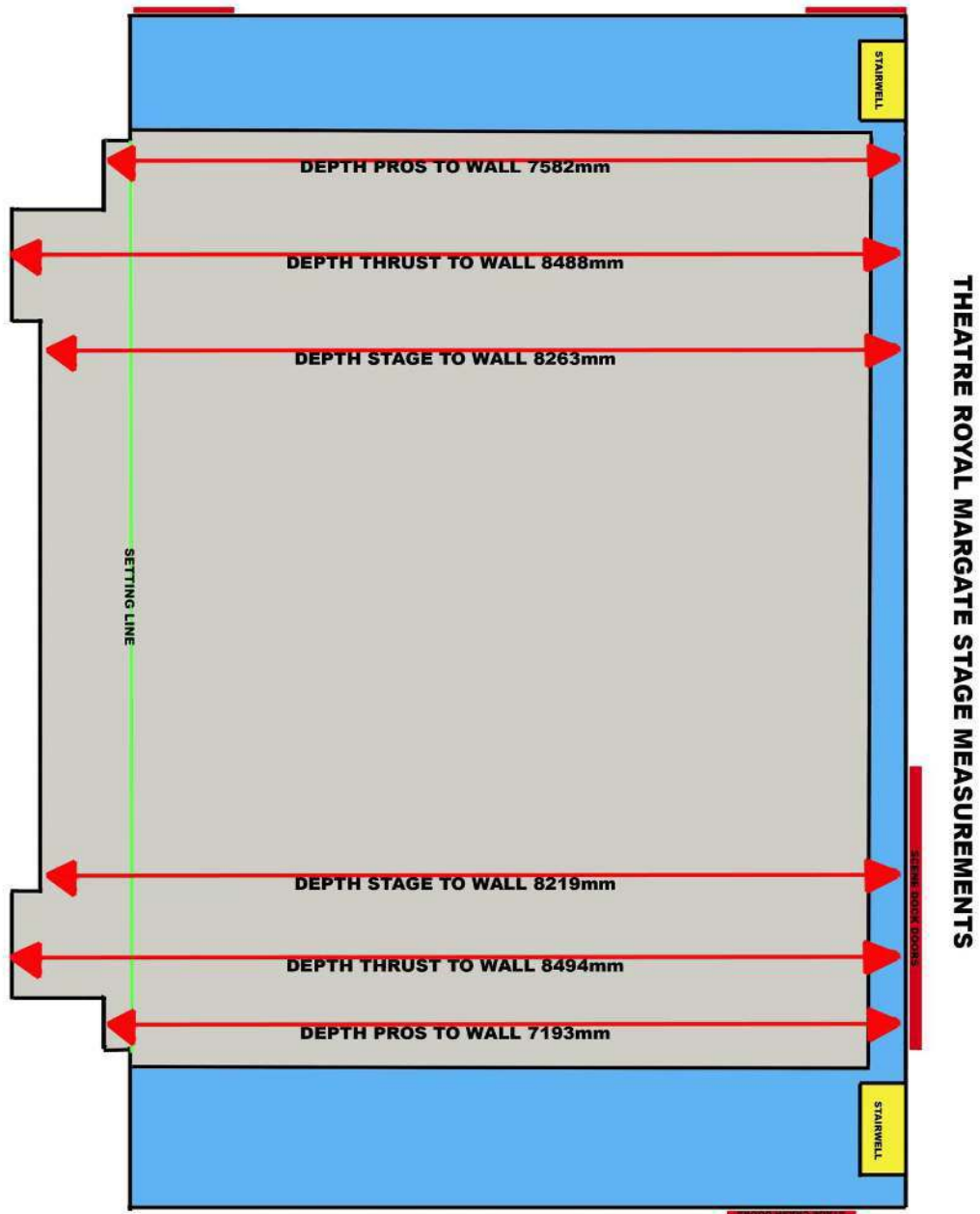
For Further information contact: Jamie Pattenden, Stage Manager.
technical@theatroyalmargate.com Tel: 01843 282955 / 07767360800
www.theatroyalmargate.com

Stage Width Measurements



For Further information contact: Jamie Pattenden, Stage Manager.
technical@theatroyalmargate.com Tel: 01843 282955 / 07767360800
www.theatroyalmargate.com

Stage Depth Measurements



For Further information contact: Jamie Pattenden, Stage Manager.
technical@theatroyalmargate.com Tel: 01843 282955 / 07767360800
www.theatroyalmargate.com

Theatre Royal Margate Stage Measurements

Vertical measurements

Height to Grid (upstage)	8956mm
Height to Grid (downstage)	9100mm
LX1	5160mm
LX2	5160mm
LX3	5238mm
Height to Tabs	3910mm
Height to Iron	5372mm
Height to Pelmet	6000mm
Height to Arch (from stage)	7710mm
Height of stage (from pit)	1330mm
SR fly floor	5700mm
SL fly floor	5800mm

Width measurements

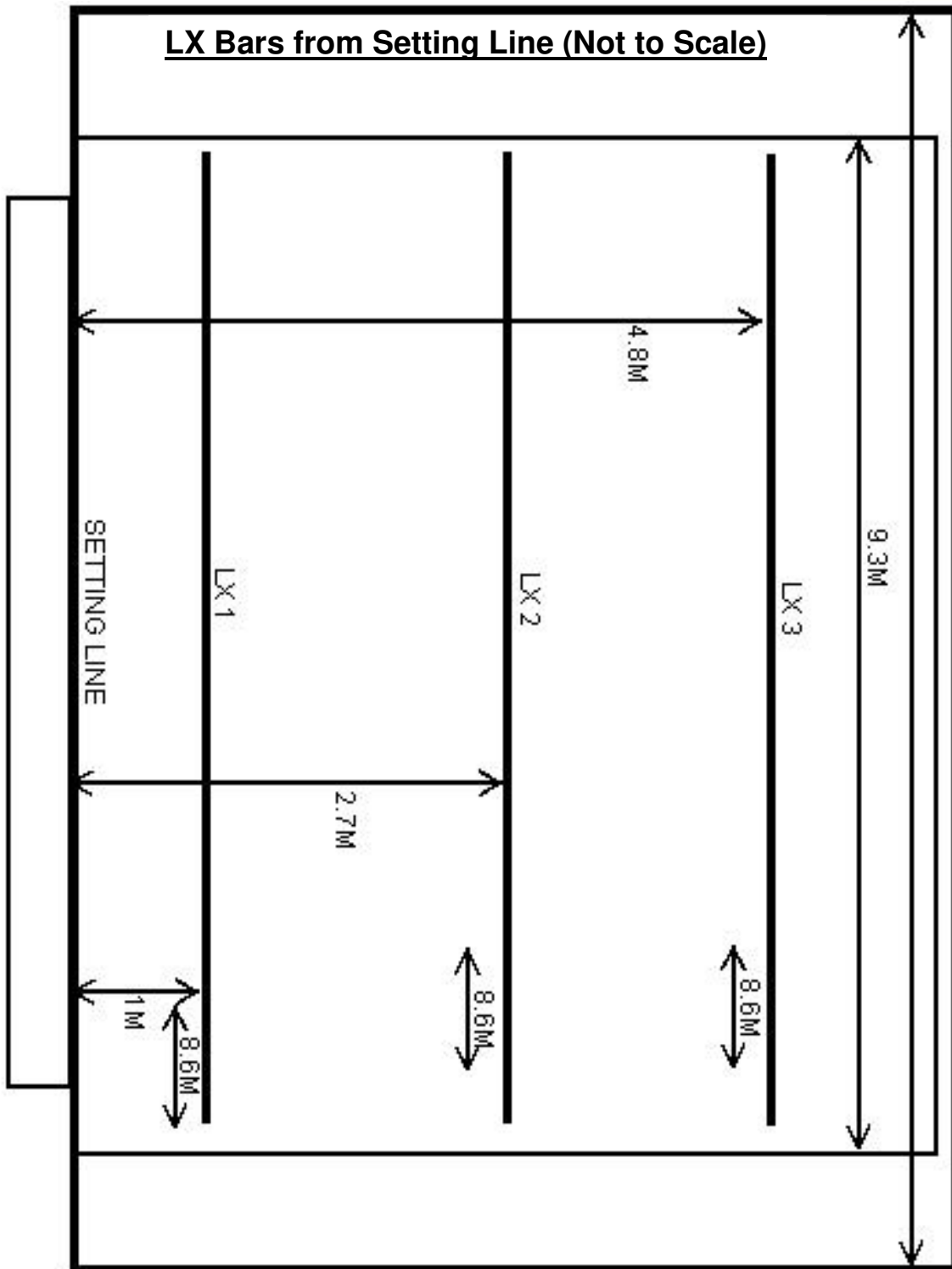
Width of Thrust	7490mm
Width of Prosc.	7610mm
Width of Prosc. (between booms)	7326mm
Width of Iron	8625mm
Width of stage (DS)	9456mm
Width (DS wall to wall)	14265mm
Width of stage (US)	9360mm
Width (US wall to wall)	14127mm

Depth measurements

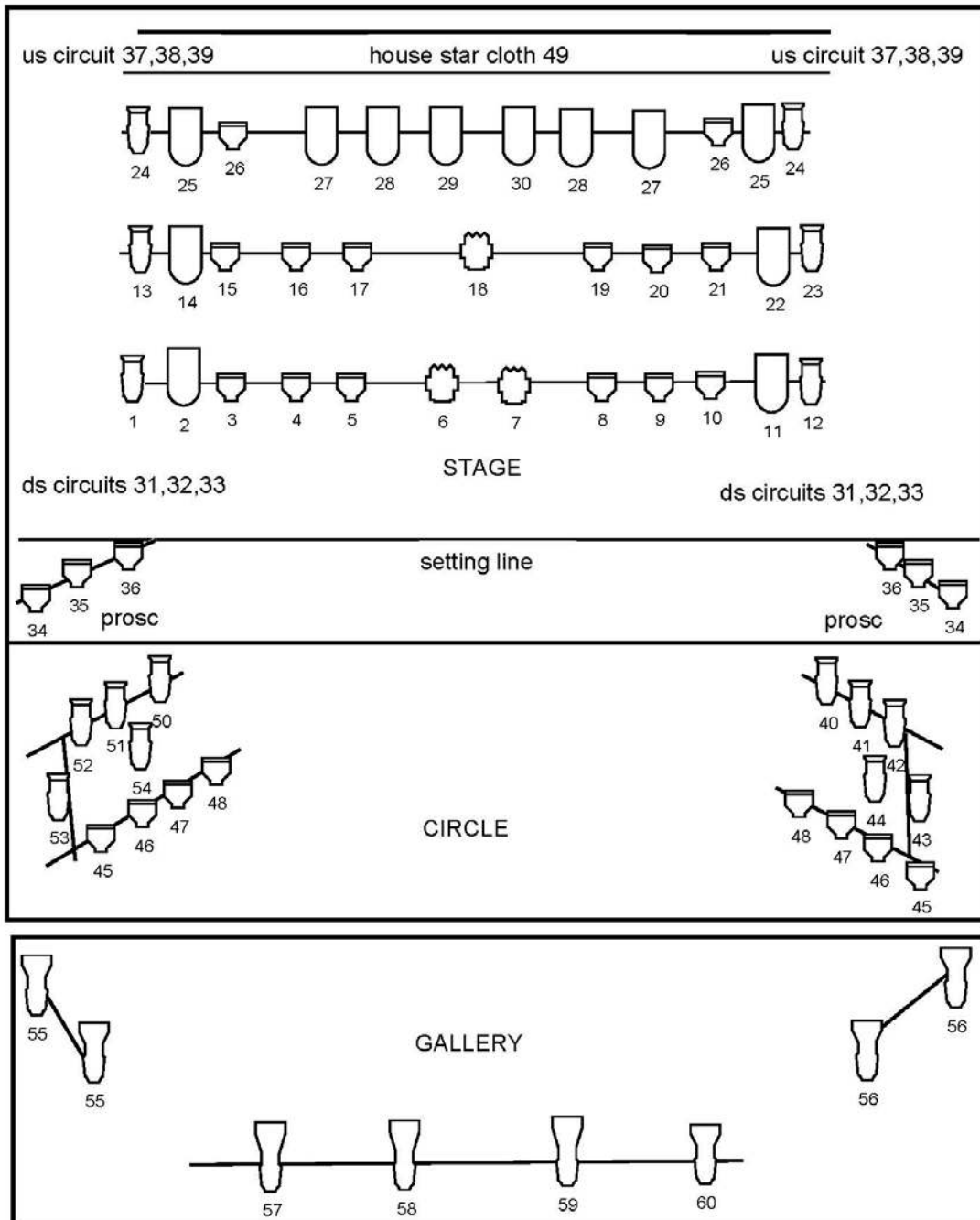
Depth (back wall to iron mechanism SL)	7193mm
Depth (back wall to prompt)	7582mm
Back wall to thrust SL	8494mm
Back wall to thrust SR	8488mm
Back wall to edge of stage SL	8219mm
Back wall to edge of stage SR	8263mm

Other measurements

Legs are measured from prosc at	1000mm, 2000mm, 3600mm and 4800mm
SL crash doors	Max height 2349mm and max width 959mm
Prosc edge to iron	SL 638mm and SR 358mm
Front edge of stage to circle	9421mm
Front edge of stage to Gallery LX bar	18000mm



For Further information contact: Jamie Pattenden, Stage Manager.
technical@theatroyalmargate.com Tel: 01843 282955 / 07767360800
www.theatroyalmargate.com



GENERIC HOUSE RIG INCLUDES 4 COLOUR WASH rgbw FULL STAGE, BREAK UP GOBO WASH, AND CENTRE SPOT

For Further information contact: Jamie Pattenden, Stage Manager.

technical@theatreroyal margate.com Tel: 01843 282955 / 07767360800

www.theatreroyal margate.com

Theatre Royal Flying Plot

Safety Curtain		Manual Winch	
Pelmet		Dead Hung	
House Tabs		Counter Weight	
Bar 1			3 line hempex
Bar 2			3 line hempex
Bar 3			3 line hempex
Bar 4	LX1	12 Way IWB	Dead Hung @5.16m
		1m From Setting Line	
Bar 5			3 line hempex
Bar 6			3 line hempex
Bar 7			3 line hempex
Bar 8			3 line hempex
Bar 9			3 line hempex
Bar 10			3 line hempex
Bar 11	LX 2	12 Way IWB	Dead Hung @ 5.16m
		2.7m From Setting Line	
Bar 12			3 line hempex
Bar 13			3 line hempex
Bar 14			3 line hempex
Bar 15			3 line hempex
Bar 16			3 line hempex
Bar 17			3 line hempex
Bar 18	LX 3	12 Way IWB	Dead Hung @ 5.28m
		4.8m From Setting Line	
Bar 19		NOT USABLE	3 line hempex
Bar 20			3 line hempex
Bar 21			3 line hempex
Bar 22			3 line hempex
Bar 23			3 line hempex
Bar 24			3 line hempex
Bar 25		U/S BLACKS, STAR CLOTH	
			3 line hempex

For Further information contact: Jamie Pattenden, Stage Manager.
technical@theatreroyalargate.com Tel: 01843 282955 / 07767360800
www.theatreroyalargate.com

THEATRE ROYAL FLY BAR POSITIONS

Bar Number	Distance from front edge of stage
TABS	1300mm
1	1550mm
2	1667mm
3	2141mm
4 (LX1)	2200mm
5	2442mm
6	2601mm
7	2889mm
8	3000mm
9	3159mm
10	3268mm
11 (LX2)	3499mm
12	4082mm
13	4200mm
14	4330mm
15	4968mm
16	5290mm
17	5390mm
18 (LX3)	5620mm
19	5810mm
20	6042mm
21	6400mm
22	6542mm
23	6890mm
24 (CYC)	7031mm
25 (STAR CLOTH)	7170mm

Please note bars immediately up and down stage of lx may not be suitable for moving bars as there is minimal clearance

For Further information contact: Jamie Pattenden, Stage Manager.
technical@theatreroyalargate.com Tel: 01843 282955 / 07767360800
www.theatreroyalargate.com